

Classified
Cooper Lighting Solutions Photometric Lab
1121 Highway 74 South
Peachtree City, GA 30269



Scaled data based on original data using
LM-79-08 Approved Method: Electrical and Photometric Measurements of Solid-State
Lighting Products

Test Report Prepared for
Cooper Lighting Solutions
(formerly Eaton)

Brand: McGRAW-EDISON

Report Number: P627224 (CONVERTED FROM TYPE C PHOTOMETRY)

Luminaire Tested: **GFLD-SA3D-740-U-MR-VSR-XX**

Issue Date: 12/7/2022

Test Information

Test Method: LM-79-08
Report Number: P627224 (CONVERTED FROM TYPE C PHOTOMETRY)
TEST IS SCALED FROM IESNA LM-79-08 TEST DATA (G2-2210-813-14)
Test Lab: COOPER LIGHTING SOLUTIONS
Issue Date: 12/7/2022
Manufacturer: COOPER LIGHTING SOLUTIONS (FORMERLY EATON)
Product Line: MCGRAW-EDISON
Catalog Number: GFLD-SA3D-740-U-MR-VSR-XX
Description: GALLEON FLOOD, THREE LIGHT SQAURE, MEDIUM SYMMETRICAL ROUND N4 WITH VISOR
Light Source: (48) 4000K CCT, 70 CRI LEDS
Ballast/Driver: -

Summary

Lumens per Lamp: N/A
Luminaire Lumens: 20338.2 lumens
Efficiency: N/A
Efficacy: 127.0 lumens/watt
Luminous Opening: Rectangular (W 1.5' x L: 0.5' x H: 0')

NEMA Type: 4H x 4V
Max Intensity: 71708.8 candela
Max Intensity Angle: 0°H x -2.5°V

Beam Angle (50%): 28.2°H x 28.7°V
Beam Lumens: 10169.3 lumens
Beam Efficiency: 50.0%

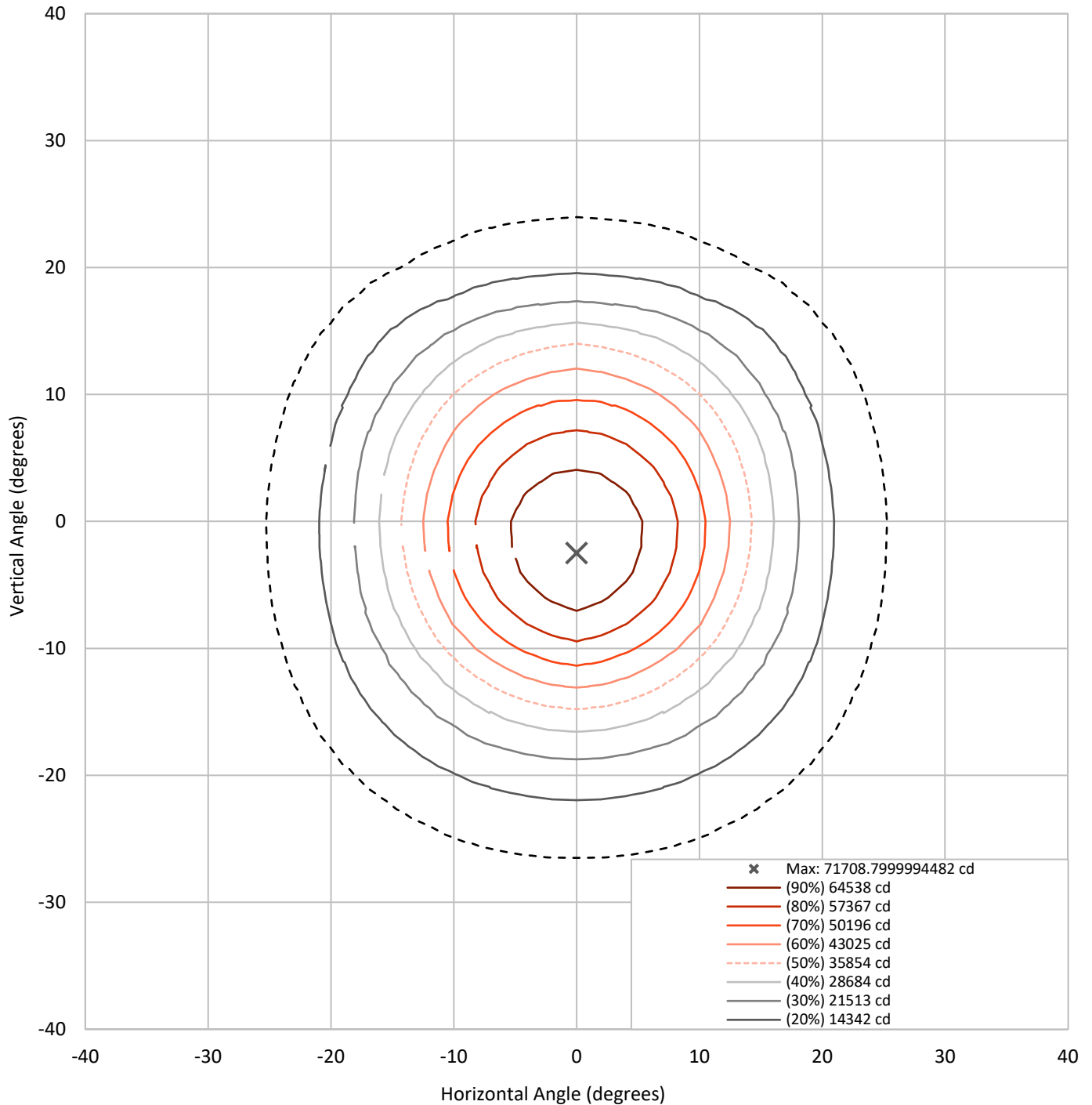
Field Angle (10%): 50.2°H x 50.4°V
Field Lumens: 17474.3 lumens
Field Efficiency: 85.9%

Input Watts (W): 160.2
Input Voltage (V): 120
Input Current (Ain): NR
Voltage Rise (V): NR
Power Factor: NR
Total Harmonic Distortion (THDi): NR
Frequency (hertz): 60
Stabilization Time: NR
Operation Time: NR
Ambient Temperature (°C): NR
Test Distance: 25 FT



REPORT NUMBER: P627224 (CONVERTED FROM TYPE C PHOTOMETRY)
CATALOG NUMBER: GFLD-SA3D-740-U-MR-VSR-XX

Iso-Candela Plot





REPORT NUMBER: P627224 (CONVERTED FROM TYPE C PHOTOMETRY)

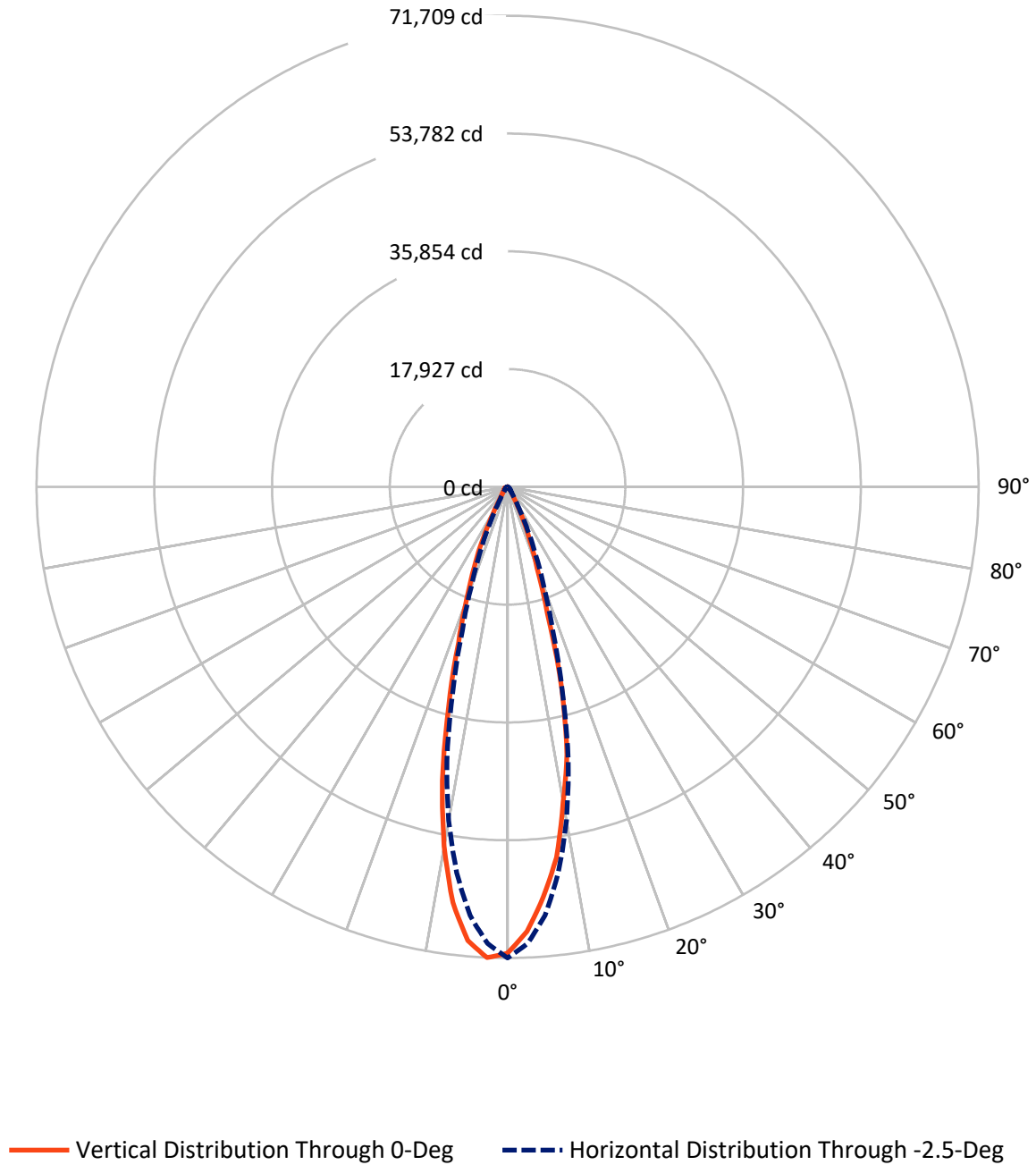
CATALOG NUMBER: GFLD-SA3D-740-U-MR-VSR-XX

Lumen Table

90																			
80	0.0	0.0	0.0	0.0	0.0	0.0	0.0	0.0	0.0	0.0	0.0	0.0	0.0	0.0	0.0				
70																			
60	0.0	0.0	0.0	0.0	0.1	0.1	0.1	0.1	0.1	0.1	0.0	0.0	0.0	0.0	0.0				
50		0.0	0.1	0.6	1.4	2.3	3.2	3.8	3.8	3.2	2.3	1.4	0.6	0.1		0.0			
40	0.1	0.1	0.7	2.2	4.3	6.6	9.2	10.8	10.8	9.2	6.6	4.3	2.2	0.7	0.1				
30		0.3	1.7	4.4	8.0	13.1	21.9	29.3	29.3	21.9	13.1	8.0	4.4	1.7	0.3				
20	0.1	0.6	2.7	6.6	12.6	30.7	96.5	177.0	177.0	96.5	30.7	12.6	6.6	2.7	0.6				
10		1.0	3.8	9.0	21.6	105.9	430.7	843.3	843.3	430.7	105.9	21.6	9.0	3.8	1.0				
0	0.3	1.3	4.6	10.8	31.0	201.9	869.7	1704.6	1704.6	869.7	201.9	31.0	10.8	4.6	1.3				
-10		1.5	5.0	11.4	33.2	211.5	892.4	1807.5	1807.5	892.4	211.5	33.2	11.4	5.0	1.5				
-20	0.4	1.6	5.1	11.1	27.3	129.9	493.5	956.5	956.5	493.5	129.9	27.3	11.1	5.1	1.6				
-30		1.5	4.8	10.1	20.0	50.4	152.8	272.7	272.7	152.8	50.4	20.0	10.1	4.8	1.5				
-40	0.4	1.3	4.3	8.8	15.2	24.9	40.6	54.4	54.4	40.6	24.9	15.2	8.8	4.3	1.3				
-50		1.1	3.6	7.3	12.0	17.1	22.6	25.3	25.3	22.6	17.1	12.0	7.3	3.6	1.1				
-60	0.2	0.8	2.7	5.7	9.4	13.0	16.3	17.7	17.7	16.3	13.0	9.4	5.7	2.7	0.8				
-70		0.5	1.7	3.7	6.3	8.9	11.1	12.3	12.3	11.1	8.9	6.3	3.7	1.7	0.5				
-80	0.1	1.3	6.0	13.0	16.4	13.0	6.0	1.3	0.1										
-90																			
	-90	-80	-70	-60	-50	-40	-30	-20	-10	0	10	20	30	40	50	60	70	80	90

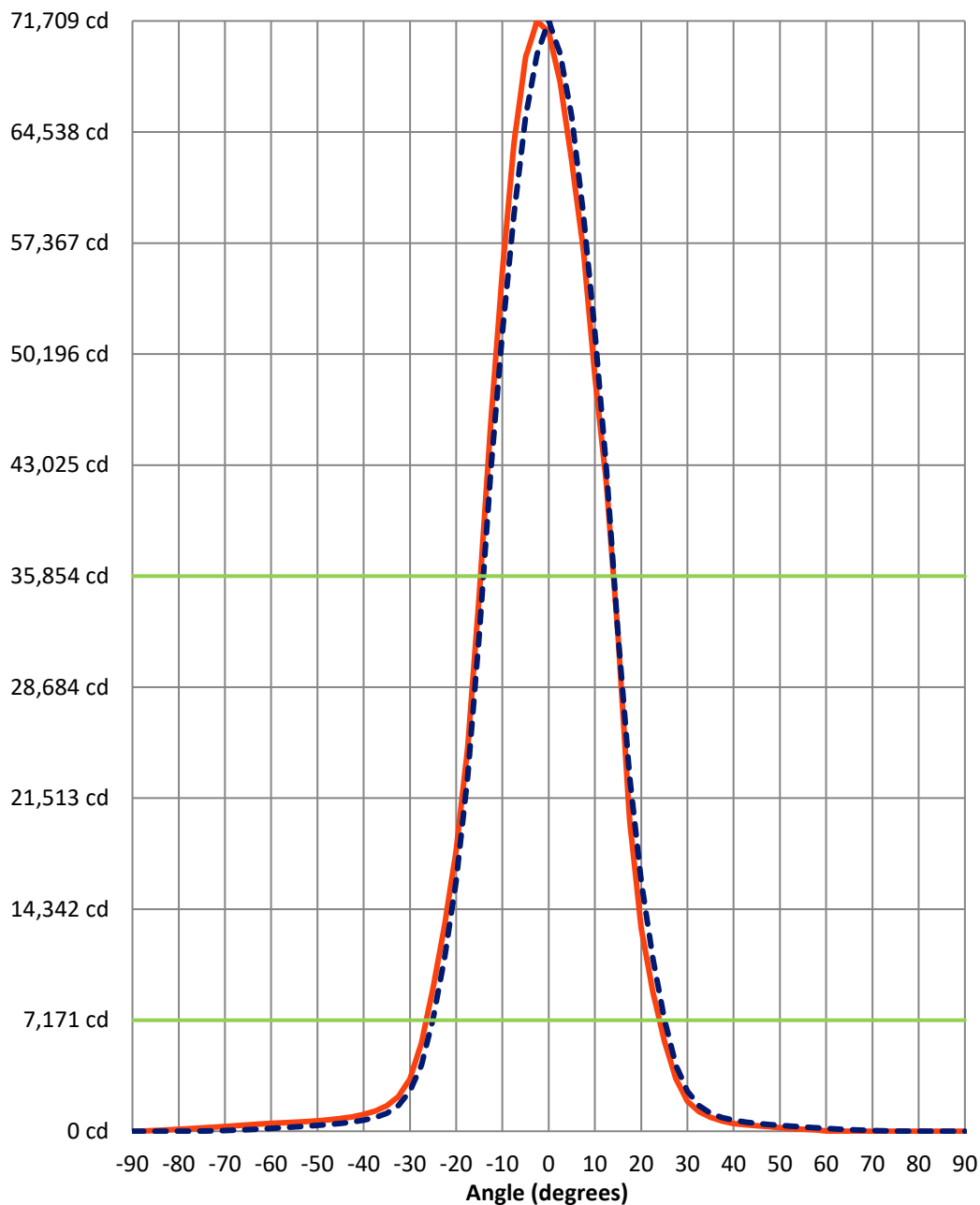
REPORT NUMBER: P627224 (CONVERTED FROM TYPE C PHOTOMETRY)
CATALOG NUMBER: GFLD-SA3D-740-U-MR-VSR-XX

Luminous Intensity Polar Plot



REPORT NUMBER: P627224 (CONVERTED FROM TYPE C PHOTOMETRY)
 CATALOG NUMBER: GFLD-SA3D-740-U-MR-VSR-XX

Luminous Intensity Plot



Beam:
 H Angle: 28.2°
 V Angle: 28.7°
 Lumens: 10169.3
 Efficiency: 50.0%

Field:
 H Angle: 50.2°
 V Angle: 50.4°
 Lumens: 17474.3
 Efficiency: 85.9%

Spill:
 Lumens: 2863.9
 Efficiency: 14.1%

— Vertical Distribution through 0-Deg
 - - Horizontal Distribution through -2.5-Deg

Classified

Cooper Lighting Solutions Photometric Lab
1121 Highway 74 South
Peachtree City, GA 30269

Scaled Data Report



REPORT NUMBER: P627224 (CONVERTED FROM TYPE C PHOTOMETRY)

CATALOG NUMBER: GFLD-SA3D-740-U-MR-VSR-XX

FIELD
BEAM

CANDELA DISTRIBUTION:

	-90°	-87.5°	-85°	-82.5°	-80°	-77.5°	-75°	-72.5°	-70°	-67.5°	-65°
90°	0	0	0	0	0	0	0	0	0	0	0
87.5°	0	0	0	0	0	0	0	0	0	0	0
85°	0	0	0	0	0	0	0	0	0	0	0
82.5°	0	0	0	0	0	0	0	0	0	0	0
80°	0	0	0	0	0	0	0	0	0	0	0
77.5°	0	0	0	0	0	0	0	0	0	0	0
75°	0	0	0	0	0	0	0	0	0	0	0
72.5°	0	0	0	0	0	0	0	0	0	0	0
70°	0	0	0	0	0	0	0	0	0	0	0
67.5°	0	0	0	0	0	0	0	0	0	0	0
65°	0	0	0	0	0	0	0	0	0	0	0
62.5°	0	0	0	0	0	0	0	0	0	0	1
60°	0	0	0	0	0	0	0	0	0	1	1
57.5°	0	0	0	0	0	0	0	0	1	2	2
55°	0	0	0	0	0	0	0	0	2	3	2
52.5°	0	0	0	0	0	0	1	1	3	3	2
50°	0	0	0	0	0	0	1	2	4	3	3
47.5°	0	0	0	0	0	1	2	3	4	4	4
45°	0	0	0	0	0	1	2	4	5	4	4
42.5°	0	0	0	0	0	2	3	5	5	4	7
40°	0	0	0	0	0	3	4	5	5	5	11
37.5°	0	0	0	0	1	3	4	5	6	7	15
35°	0	0	0	0	1	4	4	5	7	11	20
32.5°	0	0	0	0	2	4	5	5	8	15	25
30°	0	0	0	0	2	4	5	5	10	19	30
27.5°	0	0	0	0	2	4	5	6	13	23	36
25°	0	0	0	0	3	4	5	8	16	27	42
22.5°	0	0	0	0	3	5	5	9	19	32	51
20°	0	0	0	0	3	5	5	11	22	37	58
17.5°	0	0	0	0	4	5	5	13	25	42	65
15°	0	0	0	0	4	5	5	15	27	47	71
12.5°	0	0	0	0	4	5	6	18	30	52	77
10°	0	0	0	0	4	5	6	20	32	57	82
7.5°	0	0	0	0	4	5	7	22	35	62	87
5°	0	0	0	0	4	5	8	24	37	66	92
2.5°	0	0	0	0	4	5	8	26	39	69	96
0°	0	0	0	0	5	5	9	27	41	72	99
-2.5°	0	0	0	0	4	5	11	28	45	75	102
-5°	0	0	0	1	4	5	12	28	48	77	105
-7.5°	0	0	0	1	4	6	14	28	51	79	106
-10°	0	0	0	1	4	6	15	29	54	80	107
-12.5°	0	0	0	1	4	7	16	29	55	81	110
-15°	0	0	0	2	4	7	17	29	55	82	112
-17.5°	0	0	0	2	4	7	18	30	55	83	113
-20°	0	0	0	2	4	7	18	31	54	82	113

Classified

Cooper Lighting Solutions Photometric Lab
1121 Highway 74 South
Peachtree City, GA 30269

Scaled Data Report



REPORT NUMBER: P627224 (CONVERTED FROM TYPE C PHOTOMETRY)

CATALOG NUMBER: GFLD-SA3D-740-U-MR-VSR-XX

CANDELA DISTRIBUTION (continued):

	-90°	-87.5°	-85°	-82.5°	-80°	-77.5°	-75°	-72.5°	-70°	-67.5°	-65°
-22.5°	0	0	0	2	4	7	19	33	53	81	111
-25°	0	0	0	2	4	8	19	33	51	80	108
-27.5°	0	0	0	2	4	8	19	34	50	77	106
-30°	0	0	0	2	5	9	19	34	49	75	103
-32.5°	0	0	0	2	5	9	18	33	49	72	99
-35°	0	0	0	2	5	9	18	33	49	69	93
-37.5°	0	0	0	2	6	9	18	32	48	66	91
-40°	0	0	0	1	6	10	18	31	46	64	89
-42.5°	0	0	0	1	6	10	18	30	44	62	85
-45°	0	0	0	1	6	10	17	28	43	59	81
-47.5°	0	0	0	1	5	10	16	27	41	56	77
-50°	0	0	0	1	5	10	15	26	39	53	72
-52.5°	0	0	0	1	5	9	15	24	36	50	66
-55°	0	0	0	1	4	9	14	21	33	46	61
-57.5°	0	0	0	1	4	8	13	20	30	42	56
-60°	0	0	0	1	3	7	12	18	26	38	50
-62.5°	0	0	0	1	3	7	11	16	24	33	45
-65°	0	0	0	1	3	6	10	14	21	29	39
-67.5°	0	0	0	1	3	6	9	13	18	26	34
-70°	0	0	0	1	3	5	8	12	16	22	29
-72.5°	0	0	0	1	2	5	8	10	14	19	25
-75°	0	0	0	1	2	4	7	9	11	15	20
-77.5°	0	0	0	1	2	3	6	7	9	11	15
-80°	0	0	0	1	2	3	5	6	7	9	11
-82.5°	0	0	0	0	1	2	3	4	5	6	7
-85°	0	0	0	0	1	1	2	3	3	3	4
-87.5°	0	0	0	0	0	1	1	1	2	2	2
-90°	0	0	0	0	0	0	0	0	0	0	0



REPORT NUMBER: P627224 (CONVERTED FROM TYPE C PHOTOMETRY)
 CATALOG NUMBER: GFLD-SA3D-740-U-MR-VSR-XX

CANDELA DISTRIBUTION (continued):

	-62.5°	-60°	-57.5°	-55°	-52.5°	-50°	-47.5°	-45°	-42.5°	-40°	-37.5°
90°	0	0	0	0	0	0	0	0	0	0	0
87.5°	0	0	0	0	0	0	0	0	0	0	0
85°	0	0	0	0	0	0	0	0	0	0	0
82.5°	0	0	0	0	0	0	0	0	0	0	0
80°	0	0	0	0	0	0	0	0	0	0	0
77.5°	0	0	0	0	0	0	0	0	0	0	0
75°	0	0	0	0	0	0	0	0	0	0	0
72.5°	0	0	0	0	0	0	0	0	0	0	0
70°	0	0	0	0	0	0	0	0	0	0	0
67.5°	0	0	0	0	0	0	0	0	0	0	0
65°	0	0	0	0	0	0	0	0	0	0	0
62.5°	0	0	0	0	0	0	1	1	0	1	2
60°	0	0	1	1	1	2	3	4	4	4	9
57.5°	1	1	2	2	3	5	7	8	14	21	25
55°	1	3	4	4	7	11	15	23	30	40	48
52.5°	3	5	4	7	13	20	29	40	51	60	68
50°	4	5	6	14	22	33	47	61	72	81	93
47.5°	6	7	14	23	35	50	68	81	91	107	126
45°	9	13	22	34	50	71	87	99	116	136	155
42.5°	12	20	32	45	69	90	105	122	141	163	183
40°	18	27	43	64	88	108	127	146	166	191	213
37.5°	23	37	55	81	106	128	150	172	196	222	248
35°	29	48	70	96	122	149	173	198	228	257	286
32.5°	36	58	84	112	140	169	196	228	259	291	327
30°	46	70	96	126	156	187	221	257	288	324	362
27.5°	56	80	109	140	171	204	246	282	316	354	396
25°	66	91	121	153	186	225	269	306	342	384	434
22.5°	75	102	135	164	201	246	291	333	373	415	473
20°	84	114	148	180	216	266	313	360	407	460	525
17.5°	92	125	161	196	236	285	336	387	440	504	585
15°	101	135	173	211	255	305	358	414	476	551	644
12.5°	108	144	185	226	271	322	377	436	507	598	713
10°	115	152	196	239	285	338	394	456	532	629	764
7.5°	121	160	207	250	297	352	409	472	552	656	805
5°	127	168	214	259	307	363	420	486	569	677	838
2.5°	132	175	221	265	315	370	428	495	580	697	864
0°	135	181	226	271	321	375	433	501	587	713	880
-2.5°	140	187	231	277	327	380	438	506	595	718	885
-5°	143	191	235	281	331	382	441	509	599	719	887
-7.5°	145	195	238	284	334	385	443	511	601	718	886
-10°	147	196	240	287	337	388	444	510	598	710	871
-12.5°	150	197	241	288	338	388	442	506	589	696	843
-15°	152	197	241	287	337	388	438	498	576	679	807
-17.5°	152	197	240	285	335	386	433	490	563	659	781
-20°	152	196	238	281	331	381	429	484	552	637	747

Classified

Cooper Lighting Solutions Photometric Lab
1121 Highway 74 South
Peachtree City, GA 30269

Scaled Data Report



REPORT NUMBER: P627224 (CONVERTED FROM TYPE C PHOTOMETRY)

CATALOG NUMBER: GFLD-SA3D-740-U-MR-VSR-XX

CANDELA DISTRIBUTION (continued):

	-62.5°	-60°	-57.5°	-55°	-52.5°	-50°	-47.5°	-45°	-42.5°	-40°	-37.5°
-22.5°	151	194	235	276	325	374	422	475	537	609	707
-25°	149	192	232	273	318	365	414	462	522	590	674
-27.5°	145	188	228	268	310	355	402	450	504	567	639
-30°	139	183	222	262	303	346	389	437	486	544	610
-32.5°	133	176	215	254	295	336	375	421	469	519	578
-35°	127	168	207	245	286	325	362	403	449	496	546
-37.5°	123	160	199	234	273	312	348	385	427	473	518
-40°	118	151	189	224	259	298	334	367	405	449	493
-42.5°	113	145	179	214	248	282	319	351	386	427	468
-45°	108	138	170	203	236	268	301	336	370	406	445
-47.5°	102	131	161	191	224	255	285	318	353	386	421
-50°	96	123	151	179	209	241	272	300	331	365	399
-52.5°	88	114	140	165	193	224	255	284	311	340	372
-55°	79	103	128	152	177	205	235	264	293	319	347
-57.5°	72	92	115	139	162	185	214	242	269	296	324
-60°	64	81	101	124	147	169	193	219	245	270	296
-62.5°	57	72	89	108	129	151	173	196	220	242	264
-65°	50	62	77	93	111	131	151	173	195	212	229
-67.5°	43	53	65	79	94	110	127	146	166	182	198
-70°	37	44	54	65	78	91	106	121	136	151	166
-72.5°	31	38	45	52	63	75	87	98	111	124	137
-75°	25	30	36	43	50	60	70	80	91	101	111
-77.5°	19	24	29	34	39	46	54	63	71	79	88
-80°	14	18	22	26	30	35	40	45	51	58	64
-82.5°	9	12	15	19	21	24	26	30	34	39	43
-85°	5	7	9	11	12	13	15	16	19	22	25
-87.5°	3	3	4	5	5	6	6	6	7	9	10
-90°	0	0	0	0	0	0	0	0	0	0	0



REPORT NUMBER: P627224 (CONVERTED FROM TYPE C PHOTOMETRY)

CATALOG NUMBER: GFLD-SA3D-740-U-MR-VSR-XX

CANDELA DISTRIBUTION (continued):

	-35°	-32.5°	-30°	-27.5°	-25°	-22.5°	-20°	-17.5°	-15°	-12.5°	-10°
90°	0	0	0	0	0	0	0	0	0	0	0
87.5°	0	0	0	0	0	0	0	0	0	0	0
85°	0	0	0	0	0	0	0	0	0	0	0
82.5°	0	0	0	0	0	0	0	0	0	0	0
80°	0	0	0	0	0	0	0	0	0	0	0
77.5°	0	0	0	0	0	0	0	0	0	0	0
75°	0	0	0	0	0	0	0	0	0	0	0
72.5°	0	0	0	0	0	0	0	0	0	0	0
70°	0	0	0	0	0	0	0	0	0	0	0
67.5°	0	0	0	0	0	0	0	0	0	0	0
65°	0	0	0	0	0	1	1	1	0	0	0
62.5°	1	2	3	5	5	5	6	6	6	6	6
60°	11	11	17	21	20	16	22	25	24	21	21
57.5°	32	39	46	47	53	63	66	65	66	69	77
55°	55	61	66	75	84	93	100	104	110	116	122
52.5°	76	86	93	103	115	122	125	138	149	157	163
50°	107	118	130	143	154	165	174	187	202	217	227
47.5°	141	155	170	188	202	212	224	241	261	279	291
45°	172	188	207	225	240	254	272	293	314	332	346
42.5°	200	219	239	259	272	295	319	341	366	390	408
40°	233	250	280	301	318	342	378	410	440	469	487
37.5°	272	302	333	359	382	412	462	511	549	588	615
35°	318	354	394	421	457	513	574	641	709	763	811
32.5°	362	402	442	486	541	620	697	805	904	1006	1102
30°	402	447	496	552	641	750	876	1041	1220	1398	1601
27.5°	444	493	551	642	776	925	1158	1417	1786	2084	2563
25°	489	545	624	768	954	1216	1622	2085	2849	3502	4239
22.5°	545	630	742	923	1232	1704	2336	3344	4518	5608	6648
20°	612	728	920	1207	1652	2377	3576	5105	6737	8333	9876
17.5°	702	885	1160	1569	2199	3724	5508	7692	10488	12588	14579
15°	784	1016	1431	2093	3278	5242	7735	11079	14843	18008	21587
12.5°	881	1161	1661	2520	4214	6810	9988	13976	18431	23234	28841
10°	965	1310	1954	3136	5191	8211	11773	16454	22176	28972	36059
7.5°	1031	1434	2198	3597	6013	9361	13609	19303	26549	34493	42575
5°	1081	1530	2390	3959	6713	10294	14950	21557	29816	38934	46971
2.5°	1121	1598	2517	4181	7185	10932	15866	22755	31816	41834	50273
0°	1151	1639	2587	4339	7405	11234	16290	23239	32752	43255	51933
-2.5°	1162	1661	2591	4284	7271	11215	16191	22942	32106	42691	51580
-5°	1166	1649	2525	4170	7034	10813	15543	21815	30132	40060	49069
-7.5°	1157	1605	2393	3891	6502	10103	14638	20143	26960	35714	45025
-10°	1126	1528	2213	3512	5770	8994	13228	17880	23326	30472	38018
-12.5°	1070	1413	1966	2944	4908	7740	11489	15602	19846	24542	30748
-15°	1002	1295	1764	2600	4109	6423	9459	12932	16454	20050	23837
-17.5°	951	1193	1557	2140	3155	5026	7453	10244	13102	15958	18508
-20°	886	1071	1355	1809	2546	3652	5478	7650	9785	12114	14068

Classified

Cooper Lighting Solutions Photometric Lab
1121 Highway 74 South
Peachtree City, GA 30269

Scaled Data Report



REPORT NUMBER: P627224 (CONVERTED FROM TYPE C PHOTOMETRY)

CATALOG NUMBER: GFLD-SA3D-740-U-MR-VSR-XX

CANDELA DISTRIBUTION (continued):

	-35°	-32.5°	-30°	-27.5°	-25°	-22.5°	-20°	-17.5°	-15°	-12.5°	-10°
-22.5°	828	985	1197	1483	1979	2758	3799	5328	6951	8642	10246
-25°	773	892	1060	1290	1586	2050	2737	3536	4675	5715	6907
-27.5°	727	826	941	1111	1335	1589	2011	2477	3074	3570	4366
-30°	682	762	856	965	1130	1323	1550	1833	2125	2418	2799
-32.5°	641	707	781	870	971	1116	1257	1438	1598	1774	1956
-35°	600	659	720	790	868	964	1069	1189	1296	1402	1497
-37.5°	565	614	667	723	785	852	935	1019	1091	1160	1219
-40°	535	576	620	666	717	770	835	897	945	990	1028
-42.5°	508	544	579	618	660	709	759	807	840	871	895
-45°	482	513	545	577	611	654	697	735	761	784	802
-47.5°	454	483	512	541	574	608	643	670	693	713	727
-50°	428	456	482	506	535	566	596	619	639	657	666
-52.5°	401	428	454	479	503	527	550	573	593	612	618
-55°	376	402	425	449	472	495	516	535	554	571	576
-57.5°	350	377	402	421	441	461	482	501	518	534	540
-60°	322	349	371	389	408	427	445	462	480	495	502
-62.5°	288	312	332	350	368	384	400	416	432	444	452
-65°	248	269	288	306	322	337	352	366	379	389	395
-67.5°	213	228	245	261	277	291	305	317	329	337	343
-70°	180	194	208	222	237	250	261	273	283	291	296
-72.5°	149	161	174	187	200	211	221	231	240	247	252
-75°	121	132	143	154	164	174	182	190	197	203	208
-77.5°	96	104	112	120	129	136	143	149	155	160	164
-80°	71	78	84	90	96	101	106	111	116	120	124
-82.5°	48	53	58	63	68	71	73	76	78	81	84
-85°	28	31	34	37	40	42	44	46	48	49	51
-87.5°	11	12	14	15	16	17	17	17	17	19	20
-90°	0	0	0	0	0	0	0	0	0	0	0



REPORT NUMBER: P627224 (CONVERTED FROM TYPE C PHOTOMETRY)
 CATALOG NUMBER: GFLD-SA3D-740-U-MR-VSR-XX

CANDELA DISTRIBUTION (continued):

	-7.5°	-5°	-2.5°	0°	2.5°	5°	7.5°	10°	12.5°	15°	17.5°
90°	0	0	0	0	0	0	0	0	0	0	0
87.5°	0	0	0	0	0	0	0	0	0	0	0
85°	0	0	0	0	0	0	0	0	0	0	0
82.5°	0	0	0	0	0	0	0	0	0	0	0
80°	0	0	0	0	0	0	0	0	0	0	0
77.5°	0	0	0	0	0	0	0	0	0	0	0
75°	0	0	0	0	0	0	0	0	0	0	0
72.5°	0	0	0	0	0	0	0	0	0	0	0
70°	0	0	0	0	0	0	0	0	0	0	0
67.5°	0	0	0	0	0	0	0	0	0	0	0
65°	0	0	0	0	0	0	0	0	0	0	1
62.5°	5	5	4	4	4	5	5	6	6	6	6
60°	20	18	18	18	18	18	20	21	21	24	25
57.5°	84	90	94	95	94	90	84	77	69	66	65
55°	128	133	133	131	133	133	128	122	116	110	104
52.5°	165	166	165	163	165	166	165	163	157	149	138
50°	230	229	229	230	229	229	230	227	217	202	187
47.5°	295	299	300	298	300	299	295	291	279	261	241
45°	353	357	359	357	359	357	353	346	332	314	293
42.5°	414	417	418	420	418	417	414	408	390	366	341
40°	496	499	498	497	498	499	496	487	469	440	410
37.5°	634	643	648	659	648	643	634	615	588	549	511
35°	848	871	884	903	884	871	848	811	763	709	641
32.5°	1172	1219	1244	1269	1244	1219	1172	1102	1006	904	805
30°	1741	1834	1872	1942	1872	1834	1741	1601	1398	1220	1041
27.5°	2915	3136	3223	3404	3223	3136	2915	2563	2084	1786	1417
25°	4910	5386	5648	5856	5648	5386	4910	4239	3502	2849	2085
22.5°	7698	8396	8768	9044	8768	8396	7698	6648	5608	4518	3344
20°	11275	12195	12745	13143	12745	12195	11275	9876	8333	6737	5105
17.5°	17135	18582	19428	20155	19428	18582	17135	14579	12588	10488	7692
15°	25581	28489	30749	32008	30749	28489	25581	21587	18008	14843	11079
12.5°	33798	38057	40587	41751	40587	38057	33798	28841	23234	18431	13976
10°	41923	45939	48347	48772	48347	45939	41923	36059	28972	22176	16454
7.5°	48144	52561	55760	56922	55760	52561	48144	42575	34493	26549	19303
5°	53639	58810	62195	62624	62195	58810	53639	46971	38934	29816	21557
2.5°	57680	63302	66585	67713	66585	63302	57680	50273	41834	31816	22755
0°	59635	65690	69343	70986	69343	65690	59635	51933	43255	32752	23239
-2.5°	59224	65486	69563	71709	69563	65486	59224	51580	42691	32106	22942
-5°	56972	63253	67054	69334	67054	63253	56972	49069	40060	30132	21815
-7.5°	51779	57653	61700	63803	61700	57653	51779	45025	35714	26960	20143
-10°	45088	50059	53747	55540	53747	50059	45088	38018	30472	23326	17880
-12.5°	36393	41215	44542	45810	44542	41215	36393	30748	24542	19846	15602
-15°	27884	31563	33928	34676	33928	31563	27884	23837	20050	16454	12932
-17.5°	21146	23127	24457	24815	24457	23127	21146	18508	15958	13102	10244
-20°	15842	17070	17933	18137	17933	17070	15842	14068	12114	9785	7650

Classified

Cooper Lighting Solutions Photometric Lab
1121 Highway 74 South
Peachtree City, GA 30269

Scaled Data Report



REPORT NUMBER: P627224 (CONVERTED FROM TYPE C PHOTOMETRY)

CATALOG NUMBER: GFLD-SA3D-740-U-MR-VSR-XX

CANDELA DISTRIBUTION (continued):

	-7.5°	-5°	-2.5°	0°	2.5°	5°	7.5°	10°	12.5°	15°	17.5°
-22.5°	11543	12466	13163	13302	13163	12466	11543	10246	8642	6951	5328
-25°	7962	8734	9207	9242	9207	8734	7962	6907	5715	4675	3536
-27.5°	4992	5416	5634	5712	5634	5416	4992	4366	3570	3074	2477
-30°	3085	3280	3383	3386	3383	3280	3085	2799	2418	2125	1833
-32.5°	2094	2188	2240	2240	2240	2188	2094	1956	1774	1598	1438
-35°	1569	1617	1645	1648	1645	1617	1569	1497	1402	1296	1189
-37.5°	1261	1288	1302	1305	1302	1288	1261	1219	1160	1091	1019
-40°	1055	1073	1085	1093	1085	1073	1055	1028	990	945	897
-42.5°	912	924	930	926	930	924	912	895	871	840	807
-45°	813	820	824	826	824	820	813	802	784	761	735
-47.5°	733	737	739	741	739	737	733	727	713	693	670
-50°	671	674	675	673	675	674	671	666	657	639	619
-52.5°	621	622	622	623	622	622	621	618	612	593	573
-55°	579	581	582	582	582	581	579	576	571	554	535
-57.5°	545	548	548	546	548	548	545	540	534	518	501
-60°	507	512	514	515	514	512	507	502	495	480	462
-62.5°	458	462	464	465	464	462	458	452	444	432	416
-65°	400	404	410	415	410	404	400	395	389	379	366
-67.5°	347	350	356	361	356	350	347	343	337	329	317
-70°	301	305	307	307	307	305	301	296	291	283	273
-72.5°	257	260	262	262	262	260	257	252	247	240	231
-75°	212	215	216	217	216	215	212	208	203	197	190
-77.5°	167	171	171	172	171	171	167	164	160	155	149
-80°	127	130	129	126	129	130	127	124	120	116	111
-82.5°	87	90	88	86	88	90	87	84	81	78	76
-85°	53	54	52	50	52	54	53	51	49	48	46
-87.5°	21	23	20	18	20	23	21	20	19	17	17
-90°	0	0	0	0	0	0	0	0	0	0	0



REPORT NUMBER: P627224 (CONVERTED FROM TYPE C PHOTOMETRY)

CATALOG NUMBER: GFLD-SA3D-740-U-MR-VSR-XX

CANDELA DISTRIBUTION (continued):

	20°	22.5°	25°	27.5°	30°	32.5°	35°	37.5°	40°	42.5°	45°
90°	0	0	0	0	0	0	0	0	0	0	0
87.5°	0	0	0	0	0	0	0	0	0	0	0
85°	0	0	0	0	0	0	0	0	0	0	0
82.5°	0	0	0	0	0	0	0	0	0	0	0
80°	0	0	0	0	0	0	0	0	0	0	0
77.5°	0	0	0	0	0	0	0	0	0	0	0
75°	0	0	0	0	0	0	0	0	0	0	0
72.5°	0	0	0	0	0	0	0	0	0	0	0
70°	0	0	0	0	0	0	0	0	0	0	0
67.5°	0	0	0	0	0	0	0	0	0	0	0
65°	1	1	0	0	0	0	0	0	0	0	0
62.5°	6	5	5	5	3	2	1	2	1	0	1
60°	22	16	20	21	17	11	11	9	4	4	4
57.5°	66	63	53	47	46	39	32	25	21	14	8
55°	100	93	84	75	66	61	55	48	40	30	23
52.5°	125	122	115	103	93	86	76	68	60	51	40
50°	174	165	154	143	130	118	107	93	81	72	61
47.5°	224	212	202	188	170	155	141	126	107	91	81
45°	272	254	240	225	207	188	172	155	136	116	99
42.5°	319	295	272	259	239	219	200	183	163	141	122
40°	378	342	318	301	280	250	233	213	191	166	146
37.5°	462	412	382	359	333	302	272	248	222	196	172
35°	574	513	457	421	394	354	318	286	257	228	198
32.5°	697	620	541	486	442	402	362	327	291	259	228
30°	876	750	641	552	496	447	402	362	324	288	257
27.5°	1158	925	776	642	551	493	444	396	354	316	282
25°	1622	1216	954	768	624	545	489	434	384	342	306
22.5°	2336	1704	1232	923	742	630	545	473	415	373	333
20°	3576	2377	1652	1207	920	728	612	525	460	407	360
17.5°	5508	3724	2199	1569	1160	885	702	585	504	440	387
15°	7735	5242	3278	2093	1431	1016	784	644	551	476	414
12.5°	9988	6810	4214	2520	1661	1161	881	713	598	507	436
10°	11773	8211	5191	3136	1954	1310	965	764	629	532	456
7.5°	13609	9361	6013	3597	2198	1434	1031	805	656	552	472
5°	14950	10294	6713	3959	2390	1530	1081	838	677	569	486
2.5°	15866	10932	7185	4181	2517	1598	1121	864	697	580	495
0°	16290	11234	7405	4339	2587	1639	1151	880	713	587	501
-2.5°	16191	11215	7271	4284	2591	1661	1162	885	718	595	506
-5°	15543	10813	7034	4170	2525	1649	1166	887	719	599	509
-7.5°	14638	10103	6502	3891	2393	1605	1157	886	718	601	511
-10°	13228	8994	5770	3512	2213	1528	1126	871	710	598	510
-12.5°	11489	7740	4908	2944	1966	1413	1070	843	696	589	506
-15°	9459	6423	4109	2600	1764	1295	1002	807	679	576	498
-17.5°	7453	5026	3155	2140	1557	1193	951	781	659	563	490
-20°	5478	3652	2546	1809	1355	1071	886	747	637	552	484

Classified

Cooper Lighting Solutions Photometric Lab
1121 Highway 74 South
Peachtree City, GA 30269

Scaled Data Report



REPORT NUMBER: P627224 (CONVERTED FROM TYPE C PHOTOMETRY)

CATALOG NUMBER: GFLD-SA3D-740-U-MR-VSR-XX

CANDELA DISTRIBUTION (continued):

	20°	22.5°	25°	27.5°	30°	32.5°	35°	37.5°	40°	42.5°	45°
-22.5°	3799	2758	1979	1483	1197	985	828	707	609	537	475
-25°	2737	2050	1586	1290	1060	892	773	674	590	522	462
-27.5°	2011	1589	1335	1111	941	826	727	639	567	504	450
-30°	1550	1323	1130	965	856	762	682	610	544	486	437
-32.5°	1257	1116	971	870	781	707	641	578	519	469	421
-35°	1069	964	868	790	720	659	600	546	496	449	403
-37.5°	935	852	785	723	667	614	565	518	473	427	385
-40°	835	770	717	666	620	576	535	493	449	405	367
-42.5°	759	709	660	618	579	544	508	468	427	386	351
-45°	697	654	611	577	545	513	482	445	406	370	336
-47.5°	643	608	574	541	512	483	454	421	386	353	318
-50°	596	566	535	506	482	456	428	399	365	331	300
-52.5°	550	527	503	479	454	428	401	372	340	311	284
-55°	516	495	472	449	425	402	376	347	319	293	264
-57.5°	482	461	441	421	402	377	350	324	296	269	242
-60°	445	427	408	389	371	349	322	296	270	245	219
-62.5°	400	384	368	350	332	312	288	264	242	220	196
-65°	352	337	322	306	288	269	248	229	212	195	173
-67.5°	305	291	277	261	245	228	213	198	182	166	146
-70°	261	250	237	222	208	194	180	166	151	136	121
-72.5°	221	211	200	187	174	161	149	137	124	111	98
-75°	182	174	164	154	143	132	121	111	101	91	80
-77.5°	143	136	129	120	112	104	96	88	79	71	63
-80°	106	101	96	90	84	78	71	64	58	51	45
-82.5°	73	71	68	63	58	53	48	43	39	34	30
-85°	44	42	40	37	34	31	28	25	22	19	16
-87.5°	17	17	16	15	14	12	11	10	9	7	6
-90°	0	0	0	0	0	0	0	0	0	0	0

Classified

Cooper Lighting Solutions Photometric Lab
1121 Highway 74 South
Peachtree City, GA 30269

Scaled Data Report



REPORT NUMBER: P627224 (CONVERTED FROM TYPE C PHOTOMETRY)

CATALOG NUMBER: GFLD-SA3D-740-U-MR-VSR-XX

CANDELA DISTRIBUTION (continued):

	47.5°	50°	52.5°	55°	57.5°	60°	62.5°	65°	67.5°	70°	72.5°
90°	0	0	0	0	0	0	0	0	0	0	0
87.5°	0	0	0	0	0	0	0	0	0	0	0
85°	0	0	0	0	0	0	0	0	0	0	0
82.5°	0	0	0	0	0	0	0	0	0	0	0
80°	0	0	0	0	0	0	0	0	0	0	0
77.5°	0	0	0	0	0	0	0	0	0	0	0
75°	0	0	0	0	0	0	0	0	0	0	0
72.5°	0	0	0	0	0	0	0	0	0	0	0
70°	0	0	0	0	0	0	0	0	0	0	0
67.5°	0	0	0	0	0	0	0	0	0	0	0
65°	0	0	0	0	0	0	0	0	0	0	0
62.5°	1	0	0	0	0	0	0	1	0	0	0
60°	3	2	1	1	1	0	0	1	1	0	0
57.5°	7	5	3	2	2	1	1	2	2	1	0
55°	15	11	7	4	4	3	1	2	3	2	0
52.5°	29	20	13	7	4	5	3	2	3	3	1
50°	47	33	22	14	6	5	4	3	3	4	2
47.5°	68	50	35	23	14	7	6	4	4	4	3
45°	87	71	50	34	22	13	9	4	4	5	4
42.5°	105	90	69	45	32	20	12	7	4	5	5
40°	127	108	88	64	43	27	18	11	5	5	5
37.5°	150	128	106	81	55	37	23	15	7	6	5
35°	173	149	122	96	70	48	29	20	11	7	5
32.5°	196	169	140	112	84	58	36	25	15	8	5
30°	221	187	156	126	96	70	46	30	19	10	5
27.5°	246	204	171	140	109	80	56	36	23	13	6
25°	269	225	186	153	121	91	66	42	27	16	8
22.5°	291	246	201	164	135	102	75	51	32	19	9
20°	313	266	216	180	148	114	84	58	37	22	11
17.5°	336	285	236	196	161	125	92	65	42	25	13
15°	358	305	255	211	173	135	101	71	47	27	15
12.5°	377	322	271	226	185	144	108	77	52	30	18
10°	394	338	285	239	196	152	115	82	57	32	20
7.5°	409	352	297	250	207	160	121	87	62	35	22
5°	420	363	307	259	214	168	127	92	66	37	24
2.5°	428	370	315	265	221	175	132	96	69	39	26
0°	433	375	321	271	226	181	135	99	72	41	27
-2.5°	438	380	327	277	231	187	140	102	75	45	28
-5°	441	382	331	281	235	191	143	105	77	48	28
-7.5°	443	385	334	284	238	195	145	106	79	51	28
-10°	444	388	337	287	240	196	147	107	80	54	29
-12.5°	442	388	338	288	241	197	150	110	81	55	29
-15°	438	388	337	287	241	197	152	112	82	55	29
-17.5°	433	386	335	285	240	197	152	113	83	55	30
-20°	429	381	331	281	238	196	152	113	82	54	31

Classified

Cooper Lighting Solutions Photometric Lab
1121 Highway 74 South
Peachtree City, GA 30269

Scaled Data Report



REPORT NUMBER: P627224 (CONVERTED FROM TYPE C PHOTOMETRY)

CATALOG NUMBER: GFLD-SA3D-740-U-MR-VSR-XX

CANDELA DISTRIBUTION (continued):

	47.5°	50°	52.5°	55°	57.5°	60°	62.5°	65°	67.5°	70°	72.5°
-22.5°	422	374	325	276	235	194	151	111	81	53	33
-25°	414	365	318	273	232	192	149	108	80	51	33
-27.5°	402	355	310	268	228	188	145	106	77	50	34
-30°	389	346	303	262	222	183	139	103	75	49	34
-32.5°	375	336	295	254	215	176	133	99	72	49	33
-35°	362	325	286	245	207	168	127	93	69	49	33
-37.5°	348	312	273	234	199	160	123	91	66	48	32
-40°	334	298	259	224	189	151	118	89	64	46	31
-42.5°	319	282	248	214	179	145	113	85	62	44	30
-45°	301	268	236	203	170	138	108	81	59	43	28
-47.5°	285	255	224	191	161	131	102	77	56	41	27
-50°	272	241	209	179	151	123	96	72	53	39	26
-52.5°	255	224	193	165	140	114	88	66	50	36	24
-55°	235	205	177	152	128	103	79	61	46	33	21
-57.5°	214	185	162	139	115	92	72	56	42	30	20
-60°	193	169	147	124	101	81	64	50	38	26	18
-62.5°	173	151	129	108	89	72	57	45	33	24	16
-65°	151	131	111	93	77	62	50	39	29	21	14
-67.5°	127	110	94	79	65	53	43	34	26	18	13
-70°	106	91	78	65	54	44	37	29	22	16	12
-72.5°	87	75	63	52	45	38	31	25	19	14	10
-75°	70	60	50	43	36	30	25	20	15	11	9
-77.5°	54	46	39	34	29	24	19	15	11	9	7
-80°	40	35	30	26	22	18	14	11	9	7	6
-82.5°	26	24	21	19	15	12	9	7	6	5	4
-85°	15	13	12	11	9	7	5	4	3	3	3
-87.5°	6	6	5	5	4	3	3	2	2	2	1
-90°	0	0	0	0	0	0	0	0	0	0	0

Classified

Cooper Lighting Solutions Photometric Lab
1121 Highway 74 South
Peachtree City, GA 30269

Scaled Data Report



REPORT NUMBER: P627224 (CONVERTED FROM TYPE C PHOTOMETRY)

CATALOG NUMBER: GFLD-SA3D-740-U-MR-VSR-XX

CANDELA DISTRIBUTION (continued):

	75°	77.5°	80°	82.5°	85°	87.5°	90°
90°	0	0	0	0	0	0	0
87.5°	0	0	0	0	0	0	0
85°	0	0	0	0	0	0	0
82.5°	0	0	0	0	0	0	0
80°	0	0	0	0	0	0	0
77.5°	0	0	0	0	0	0	0
75°	0	0	0	0	0	0	0
72.5°	0	0	0	0	0	0	0
70°	0	0	0	0	0	0	0
67.5°	0	0	0	0	0	0	0
65°	0	0	0	0	0	0	0
62.5°	0	0	0	0	0	0	0
60°	0	0	0	0	0	0	0
57.5°	0	0	0	0	0	0	0
55°	0	0	0	0	0	0	0
52.5°	1	0	0	0	0	0	0
50°	1	0	0	0	0	0	0
47.5°	2	1	0	0	0	0	0
45°	2	1	0	0	0	0	0
42.5°	3	2	0	0	0	0	0
40°	4	3	0	0	0	0	0
37.5°	4	3	1	0	0	0	0
35°	4	4	1	0	0	0	0
32.5°	5	4	2	0	0	0	0
30°	5	4	2	0	0	0	0
27.5°	5	4	2	0	0	0	0
25°	5	4	3	0	0	0	0
22.5°	5	5	3	0	0	0	0
20°	5	5	3	0	0	0	0
17.5°	5	5	4	0	0	0	0
15°	5	5	4	0	0	0	0
12.5°	6	5	4	0	0	0	0
10°	6	5	4	0	0	0	0
7.5°	7	5	4	0	0	0	0
5°	8	5	4	0	0	0	0
2.5°	8	5	4	0	0	0	0
0°	9	5	5	0	0	0	0
-2.5°	11	5	4	0	0	0	0
-5°	12	5	4	1	0	0	0
-7.5°	14	6	4	1	0	0	0
-10°	15	6	4	1	0	0	0
-12.5°	16	7	4	1	0	0	0
-15°	17	7	4	2	0	0	0
-17.5°	18	7	4	2	0	0	0
-20°	18	7	4	2	0	0	0

Classified

Cooper Lighting Solutions Photometric Lab
1121 Highway 74 South
Peachtree City, GA 30269

Scaled Data Report



REPORT NUMBER: P627224 (CONVERTED FROM TYPE C PHOTOMETRY)

CATALOG NUMBER: GFLD-SA3D-740-U-MR-VSR-XX

CANDELA DISTRIBUTION (continued):

	75°	77.5°	80°	82.5°	85°	87.5°	90°
-22.5°	19	7	4	2	0	0	0
-25°	19	8	4	2	0	0	0
-27.5°	19	8	4	2	0	0	0
-30°	19	9	5	2	0	0	0
-32.5°	18	9	5	2	0	0	0
-35°	18	9	5	2	0	0	0
-37.5°	18	9	6	2	0	0	0
-40°	18	10	6	1	0	0	0
-42.5°	18	10	6	1	0	0	0
-45°	17	10	6	1	0	0	0
-47.5°	16	10	5	1	0	0	0
-50°	15	10	5	1	0	0	0
-52.5°	15	9	5	1	0	0	0
-55°	14	9	4	1	0	0	0
-57.5°	13	8	4	1	0	0	0
-60°	12	7	3	1	0	0	0
-62.5°	11	7	3	1	0	0	0
-65°	10	6	3	1	0	0	0
-67.5°	9	6	3	1	0	0	0
-70°	8	5	3	1	0	0	0
-72.5°	8	5	2	1	0	0	0
-75°	7	4	2	1	0	0	0
-77.5°	6	3	2	1	0	0	0
-80°	5	3	2	1	0	0	0
-82.5°	3	2	1	0	0	0	0
-85°	2	1	1	0	0	0	0
-87.5°	1	1	0	0	0	0	0
-90°	0	0	0	0	0	0	0

(END OF REPORT)